



New device for better orientation



**MAGNIFICATION:**

20 percent or 40 percent

**VISUAL FIELD:** 58° or 48°

**WEIGHT:** 10 grams

**CORRECTION LIMIT:**

Sph.  $\pm 8$  Cyl. – 6 dioptres

**WORKING DISTANCE:**

Intermediate to infinity

Maximum visual acuity may not always be the most important consideration. A visual field that is not too limited may be more important. For example, when playing the piano, it is more useful to be able to see several keys at once than being able to focus clearly on just a couple. It is the same when eating – it is better to be able to see all the food on your plate without having to move your head. ML Combi is a new type of Galilean telescopic system with a large visual field but slightly less magnification than binocular systems.

## › MAGNIFICATION

The ML Combi comes in two different magnifications.

**ML Combi 20, 1.2X (magnifies 20 percent)**

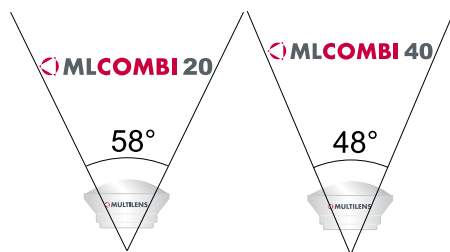
**ML Combi 40, 1.4X (magnifies 40 percent)**

Magnification of 1.2 may be adequate to significantly improve visual acuity without limiting the visual field too much. The low magnification does not affect judgement of distance and with a little training ML Combi can be used whilst moving around.



## › VISUAL FIELD

Compared to the visual field of a 2X telescopic system, which is seldom more than 16 – 18°, ML Combi 20 offers a visual field of as much as 58° and ML Combi 40 a field of as much as 48°.




In situations where maximum visual acuity is less important than good orientation, a good compromise is to choose lower magnification as this will give a wider visual field. ML Combi then provides the perfect solution.



## › CORRECTION

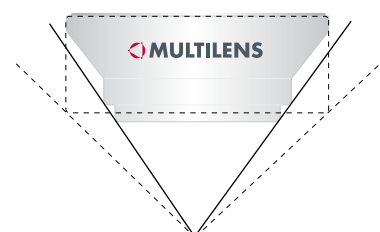
Correction can easily be incorporated into ML Combi. Press the correction ring on the ocular side and then press a 22 millimetre diameter lens onto the ring. No screws or adhesives are needed.

The system can also be ordered ready made from Multi-lens. A customised system can be ordered by specifying the patient's distance correction and required working distance.



## › DESIGN

The new design of the housing reduces so called ring scotoma. In other words, there is less material to obscure the peripheral field of vision. This improves comfort, confidence and orientation for the user.



### TEST SET

There is a test set available with two basic systems for ML Combi 20 or the ML Combi 40 in an oculus ring. The test set is delivered either in a black case with a special insert for a maximum of four basic systems or as an addition to the ML Basic Box.



### EASY TO FIT

Fitting the ML Combi into a frame could not be easier. The mounting lens with its special edging part is as easy to edge as a plano lens.

The system presses into the mounting lens with a positional precision down to hundredths of a millimetre. No screws, adhesives or other tools are needed.

The same mounting system is also used for the ML Vidi and ML A2.



### TOLERANCE


The large diameter of the ocular lens of ML Combi means that the exact position of the system is less critical than it is for stronger telescopic systems. The ML Combi can therefore easily be used by elderly persons without having to make painstaking adjustments.

### PERIPHERY

The design of ML Combi makes it possible for the wearer to look through the mounting lens if desired and it is therefore possible to order a mounting lens with correction. This feature is greatly appreciated by people with myopia.

### ORDERING

ML Combi can be ordered using the same order form as for the ML Vidi. The order should specify the user's individual choice of correction, specific working distance and filter.



Orderform **MULTILENS**

Name: \_\_\_\_\_ Sub: \_\_\_\_\_  
 Address: \_\_\_\_\_  
 Phone: \_\_\_\_\_

MLBINO  MLMOMO  MLMOMO

MLA2  MLAPLANAT  MLK-LENTI

MEVIDI  MLCOMBI

LENS WITH  MLFILTER

EDGING

Edging: \_\_\_\_\_

Notes: \_\_\_\_\_

### MULTI COATED

All lenses in the ML Combi basic system are treated with anti reflex coating to provide superb image quality.

### FILTERS

As for all our products, it is possible to insert a filter into the system. This can be either a coloured plano lens or a coloured correction lens placed at the back of the correction ring.

**Magnification:** 20 percent or 40 percent

**Visual field:** 58° or 48°

**Weight:** 10 grams

**Correction limit:** Sph ± 8 Cyl – 6 dioptres

**Working distance:** Intermediate to infinity

Multilens is a specialist optical company unique in the global marketplace. Our business concept involves the special grinding of unusual glass. This means that we deliver custom made optical solutions to people with sight issues.

Our core specialities are the eye, vision and visual function. Our attitude is that no problem is too difficult to solve. Our objective is to play a vital role in eye care.

That is why we work with opticians, orthoptists and optometrists, offering the best optical solutions to people with sight problems. We will never stop listening and learning and we are pleased to share our knowledge.